

CPR First Aid: HLTAID004 Scenario: Assessment Form

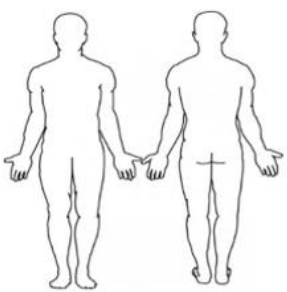
CPR Scenario 1: S3

Location: Office Building, Busy Lunchroom, 245 Loftus Rd, Deagon QLD 4017
Event date and time: 29th April 2020, 12.15pm
Casualty details: A male adult named Peter Senior, aged 41 years (born May 1979), large heavy man, 120kgs
Issue: You walk into the office lunchroom when you notice a collapsed person on the floor. A shattered coffee cup with a pool of coffee is next to the casualty.
Condition: Unresponsive and not breathing
Notes: Event was seen by Megan Johns (0411 555 555). There are 25 other people in the lunchroom. There is a first aid kit and an AED on the wall. After 15 minutes, the paramedics arrive and take him to hospital.

As the first aider, explain how you would manage the scene:

Required action	Explanation of action taken
How do you assess for danger and what actions do you take to minimise risk?	
How do you conduct a visual and verbal assessment of the casualty in this situation?	
How would you apply safe manual handling techniques?	
In the following incident report, note down first aid response provided and fill in all appropriate fields based on the scenario	
How well do you think you managed the situation?	
Peter died in hospital 1 day later. Why consider debriefing	

Incident Report Form (Task M6): For First Scenario Conducted

Details of Person Receiving Treatment		Name:	Date of birth: / /	Sex: M / F
Details of the Incident				
Date: / /	Time :	Location:		
What did you witness or did you find when you arrived on the scene?				
Witnesses (names and contact details)				
Details of Injury Illness (Note time and condition details) (two fields have been completed as an example)				
Observations	Start Time 12.15	Finish Time	Injury (Circle injury type & Place "X" on body outline)	
Consciousness - describe (Fully, drowsy, unconscious)	unresponsive		<ul style="list-style-type: none"> Abrasion Burn Contusion Deformity Fracture Hemorrhage Laceration Pain Rigidity Swelling Tenderness 	
Breathing - describe (Not breathing, normal or describe)				
Skin colour - describe				
Fluid Output - describe (blood, vomit, urine, clear fluid)				
Other Observations				
Treatment Given (indicate time and treatment)				
Outcome (Examples: left on own, left with parent/friend/carer, ambulance attended)				
First Aider Details				
Name	Signature		Date:	Time

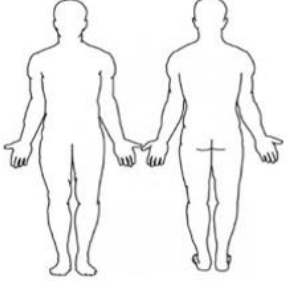
CPR First Aid: HLTAID004 Scenario: Assessment Form
First Aid Scenario 2: S2

Location: Local Park, 453 Low St, Preston Victoria 3072
Event date and time: 21st May 2020, 11.30am
Casualty details: A female child named Judy Johns, aged 7 years (born 10th April 2013),
Issue: You are at the local park when see a child in a distressed state. The young girl drops the partially eaten peanut butter sandwich which was given to her by one of the children at the park. Suddenly she has difficulty in talking, breathing and has a swollen tongue.
Condition: Difficulty and/or noisy breathing, Swelling of the tongue, Swelling and tightness in the throat
Notes: Event was seen by her mother Megan Johns (0411 555 555) who begins to panic. There are lots of children running around. Megan has an EpiPen in her bag. After 15 minutes, the paramedics arrive and take Judy to hospital.

As the first aider, explain how you would manage the scene:

Required action	Explanation of action taken
How do you assess for danger and what actions do you take to minimise risk?	
How do you conduct a visual and verbal assessment of the casualty in this situation?	
How would you apply safe manual handling techniques?	
In the following incident report, note down first aid response provided and fill in all appropriate fields based on the scenario	
How well do you think you managed the situation?	
Though in a nonwork setting, why consider debriefing?	

Incident Report Form (Task M6): For Second Scenario Conducted

Details of Person Receiving Treatment		Name:	Date of birth: / /	Sex: M / F
Details of the Incident				
Date: / /	Time :	Location:		
What did you witness or did you find when you arrived on the scene?				
Witnesses (names and contact details)				
Details of Injury Illness <i>(Note time and condition details)</i>				
Observations	Start Time	Finish Time	Injury <i>(Circle injury type & Place "X" on body outline)</i>	
Consciousness - describe (Fully, drowsy, unconscious)			<ul style="list-style-type: none"> Abrasion Burn Contusion Deformity Fracture Hemorrhage Laceration Pain Rigidity Swelling Tenderness 	
Breathing - describe (Not breathing, normal or describe)				
Skin colour - describe				
Fluid Output - describe (blood, vomit, urine, clear fluid)				
Other Observations				
Treatment Given <i>(indicate time and treatment)</i>				
Outcome <i>(Examples: left on own, left with parent/friend/carer, ambulance attended)</i>				
First Aider Details				
Name	Signature	Date:	Time	

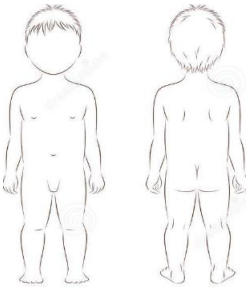
**CPR First Aid: HLTAID004 Scenario: Assessment Form
 First Aid Scenario 3: S12**

Location: Childcare Centre, Koala Room, 110 Main Rd, Rouse Hill NSW 2155
Event date and time: 14th May 2020, 11.05am
Casualty details: A male child named John Citizen, aged 4 years (born 2nd February 2016)
Issue: While drawing, John appears to throw himself backwards, hits his left temple on the chair, and falls sideways out of his chair. Pencils and a ruler fall to the ground next to the child. The chair has fallen over. John is convulsing on the floor.
Condition: Convulsing on the floor. Bleeding from the head - temple region
Notes: Event is also seen by the room assistant Megan Johns (0411 555 555). There are another 10 children in the room. John's convulsions last for 6 minutes but he remains unconscious. After 12 minutes, the paramedics arrive and take John to hospital.

As the first aider, explain how you would manage the scene

Required action	Explanation of action taken
How do you assess for danger and what actions do you take to minimise risk?	
How do you conduct a visual and verbal assessment of the casualty in this situation?	
How would you apply safe manual handling techniques?	
In the following incident report, note down first aid response provided and fill in all appropriate fields based on the scenario	
How well do you think you managed the situation?	
Based on the setting, why consider debriefing?	

Incident Report Form (Task M6): For Third Scenario Conducted

Details of Person Receiving Treatment		Name: _____	Date of birth: / /	Sex: M / F
Details of the Incident				
Date: / /	Time :	Location:		
What did you witness or did you find when you arrived on the scene?				
Witnesses (names and contact details)				
Details of Injury Illness (Note time and condition details)				
Observations	Start Time	Finish Time	Injury (Circle injury type & Place "X" on body outline)	
Consciousness - describe (Fully, drowsy, unconscious)			<ul style="list-style-type: none"> Abrasion Burn Contusion Deformity Fracture Hemorrhage Laceration Pain Rigidity Swelling Tenderness 	
Breathing - describe (Not breathing, normal or describe)				
Skin colour - describe				
Fluid Output - describe (blood, vomit, urine, clear fluid)				
Other Observations				
Treatment Given (indicate time and treatment)				
Outcome (Examples: left on own, left with parent/friend/carer, ambulance attended)				
First Aider Details				
Name	Signature	Date:	Time	

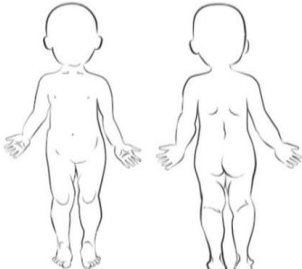
CPR First Aid: HLTAID004 Scenario: Assessment Form
CPR/First Scenario 4: S4

Location: Childcare Centre, Wallaby Room, 245 Loftus Rd, Deagon QLD 4017
Event date and time: 2nd May 2020, 2.55pm (born 1st June 2019)
Casualty details: A male infant named Alex Character, aged 11 months
Issue: While you are working at the child care centre, you see your colleague Megan Johns running towards you in a very distressed state. She is carrying an infant in her arms as she screams out that the infant is not breathing. The infant has no prior conditions or signs of sickness.
Condition: Unresponsive and not breathing
Notes: Event is seen by room assistant Megan Johns (0411 555 555). There are another 4 infants in the room. There is a first aid kit on the wall. After 15 minutes, the paramedics arrive and take Alex to hospital.

As the first aider, explain how you would manage the scene:

Required action	Explanation of action taken
How do you assess for danger and what actions do you take to minimise risk?	
How do you conduct a visual and verbal assessment of the casualty in this situation?	
How would you apply safe manual handling techniques?	
In the following incident report, note down first aid response provided and fill in all appropriate fields based on the scenario	
How well do you think you managed the situation?	
Based on the setting, (Alex recovers in hospital) why consider debriefing?	

Incident Report Form (Task M6): For 4th Scenario Conducted

Details of Person Receiving Treatment		Name:	Date of birth: / /	Sex: M / F
Details of the Incident				
Date: / /	Time :	Location:		
What did you witness or did you find when you arrived on the scene?				
Witnesses (names and contact details)				
Details of Injury Illness (Note time and condition details)				
Observations	Start Time	Finish Time	Injury (Circle injury type & Place "X" on body outline)	
Consciousness - describe (Fully, drowsy, unconscious)			<ul style="list-style-type: none"> Abrasion Burn Contusion Deformity Fracture Hemorrhage Laceration Pain Rigidity Swelling Tenderness 	
Breathing - describe (Not breathing, normal or describe)				
Skin colour - describe				
Fluid Output - describe (blood, vomit, urine, clear fluid)				
Other Observations				
Treatment Given (indicate time and treatment)				
Outcome (Examples: left on own, left with parent/friend/carer, ambulance attended)				
First Aider Details				
Name	Signature	Date:	Time	